


ABOYTES MFG.

Abrasive Blasting Equipment & Dust Collectors

Dry Hone Suction Abrasive Blasting Cabinet System

Made In The
U.S.A.



Quality Built Abrasive
Blasting Systems

For High Production
or
Occasional projects

Aboytes Mfg. Abrasive Reclaiming Systems

are designed to keep abrasive
media free of contaminants
while minimizing
media waste .

Used in the following Applications:

Removing:

Oxides, Heat treated Scales,
Carbon Deposits, Paint

Preparing:

Surface for painting , Plating

Cleaning:

Precision parts, Semiconductor parts,
Metal castings

Finishing:

Automotive, Arts and Crafts, Etching,
Glass, Removal of Scale


And Many More...

No Rivets
No Spot Welds
No Caulking Unions
No Shop/Barrel Vacuum
Dust Collector

MODEL: ADHS 36 - C

WWW.ABOYTESMFG.COM

ABOYTES MFG. ADHS 36 - C Series



Clear visibility while blasting at all times



High flow foot control valve & Safety guard



Powerful reverse flow blow-down system to clean filter Cartridge

Aboytes Mfg. 36-C Series Features :


- Fabricated with 14 gauge hot rolled steel , continuously welded
- Right side loading on standard models
- Full size door opening with abrasive spill proof
- Large window viewing area 25" X 11"
- Exterior laminate automobile safety glass
- Regular inside glass, easy to replace with safety clips
- High flow air regulator and valves
- Electrical toggle switch to control lights and motor
- Cartridge type dust control system w/ pneumatic reverse flow pulsing valve.

Heavy-Duty:

- Full length neoprene gloves and sleeves
- Brass foot control and safety guard
- Blasting gun assembly
- Expanded metal work bench

This machine can be used with all medium-to-fine abrasives on the market.

- Aluminum Oxide, Glass Bead, Plastic, Garnet Grain, Walnut Shell and many others.....



Quick waste removal lid on Dust Collector

Maintains 100% of its value over the years.

Dry Hone Suction Model	Work Area Dimensions	Floor Dimensions	Work Stations	Spot Lights	Dust Collector	Motor	Dust Collector CFM	Electrical	Filter Area Sq. Ft.	Shipping Weight
ADHS 36-C	W: 36" D: 30" H: 30"	W: 58" D: 31" H: 75"	1	2	Cartridge Type	1/2 hp. 115/230 1 phase	450	1 phase 110 voltage 1 switch controls Lights/motor	54	*
ADHS 48-C	W: 48" D: 30" H: 30"	W: 70" D: 31" H: 75"	1	2	Cartridge Type	1/2 hp. 115/230 1 phase	450	1 phase 110 voltage 1 switch controls Lights/motor	54	*

Dry Hone Suction Series Air Consumption

NOZZLE ORIFICE	AIR JET ORIFICE	AIR (PSI)	40	50	60	70	80	90	100
1/4"	1/8"	(CFM) Req.	12	15	17	19	21	23	26
3/8"	3/16"		26	30	35	40	45	49	54
1/2"	1/4"		45	53	60	67	74	81	87

This table is to be used as reference only.

Distributed By: